

Columbiana County | Red High Incidence

County

Columbiana

Published Date

12-24-2020

Indicator 1 - New Cases per Capita | **Met**



Cases over past two weeks

County Population

Cases per 100k

705

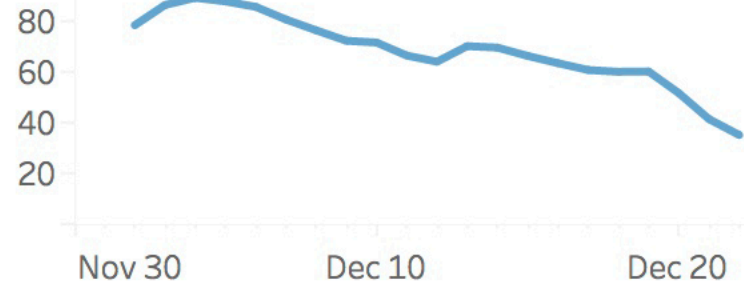
101,883

691.97

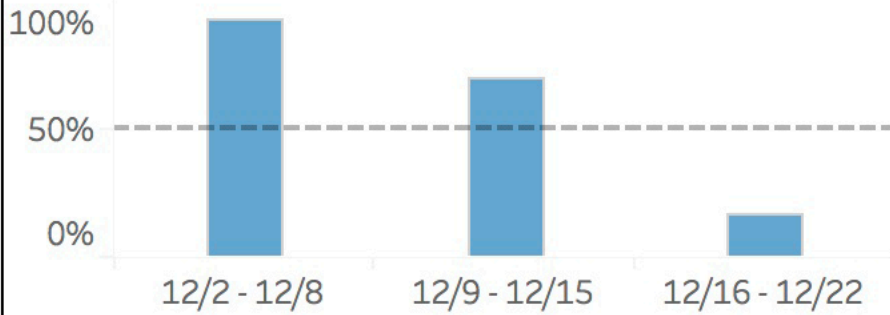
Indicator 2 - New Cases Increase | **Not Met**



7 Day Avg.



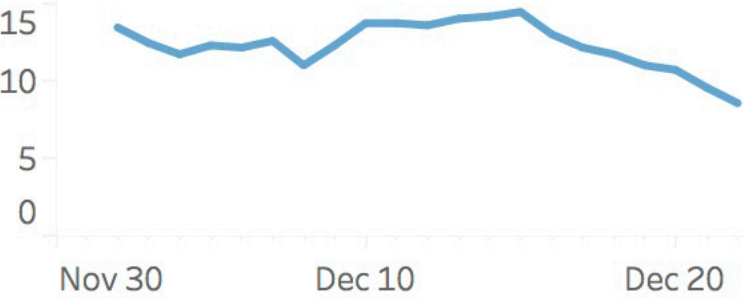
Indicator 3 - Non-Congregate Cases | **Met**



Indicator 4 - ED Visits | **Not Met**



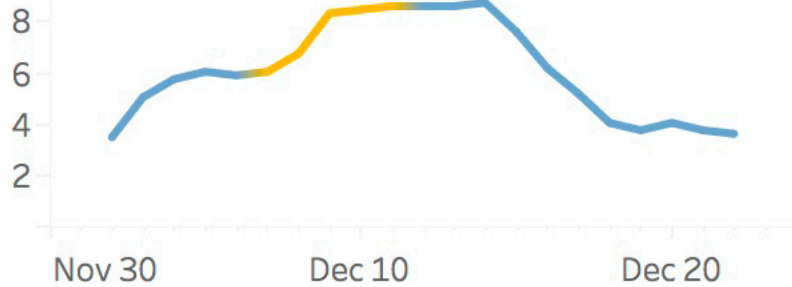
7 Day Avg.



Indicator 5 - Outpatient Visits | **Met**



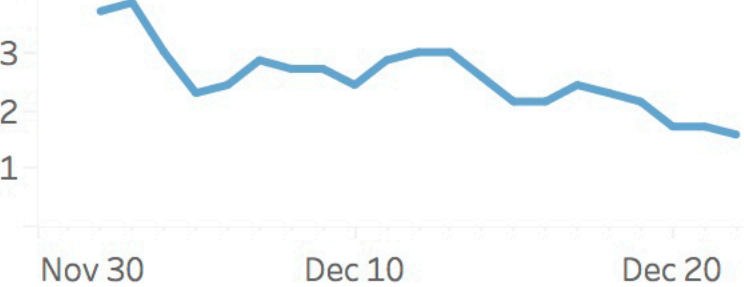
7 Day Avg.



Indicator 6 - Hospital Admissions | **Not Met**



7 Day Avg.



Indicator 7 - ICU Bed Occupancy | **Met**



All ICU Patients

COVID ICU Patients

