

Mahoning County | Red High Incidence

County

Mahoning

Published Date

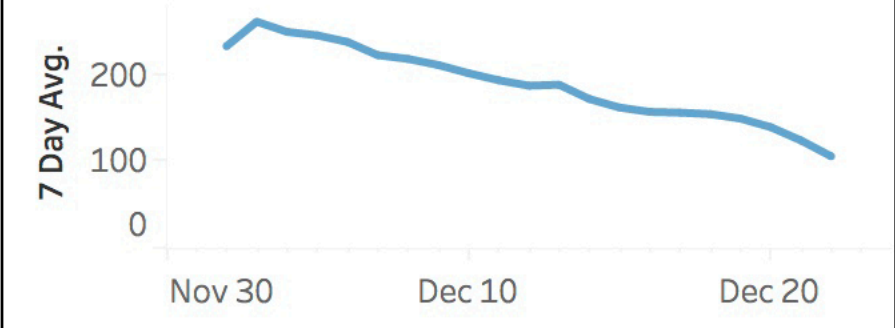
12-24-2020

Indicator 1 - New Cases per Capita | **Met**

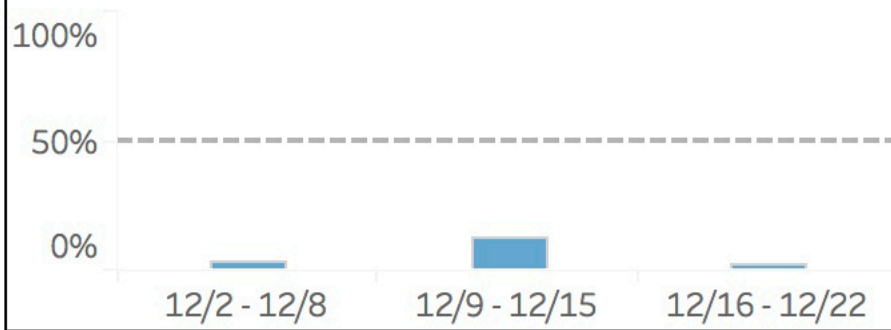


Cases over past two weeks	County Population	Cases per 100k
1,847	228,683	807.67

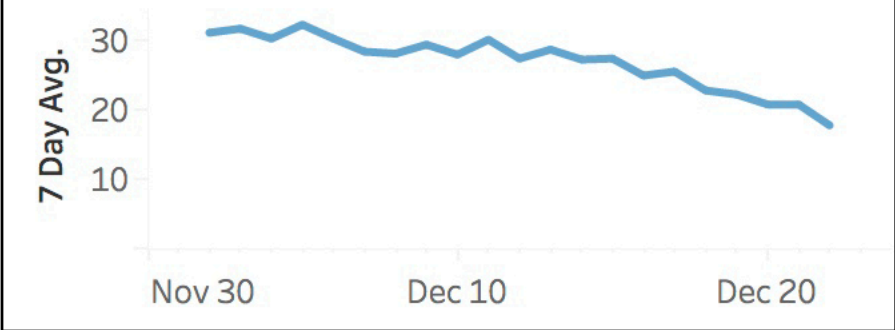
Indicator 2 - New Cases Increase | **Not Met**



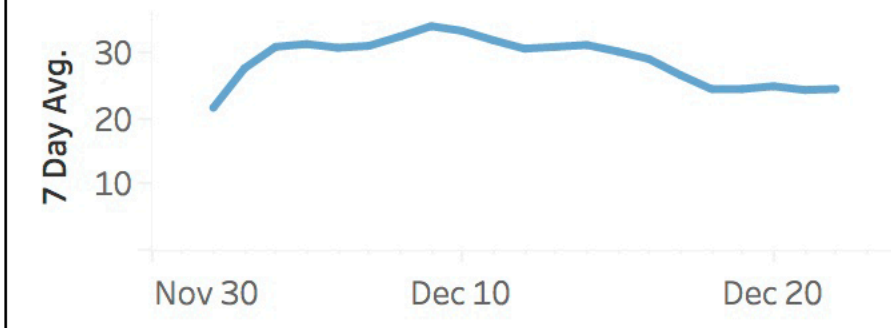
Indicator 3 - Non-Congregate Cases | **Not Met**



Indicator 4 - ED Visits | **Not Met**



Indicator 5 - Outpatient Visits | **Not Met**



Indicator 6 - Hospital Admissions | **Not Met**



Indicator 7 - ICU Bed Occupancy | **Met**

